



PVRC Newsletter

June 2011

Letter from the President – Mark KD4D

The Pilgrimage to Dayton

Somehow, I'm never prepared for late May. Suddenly, it's time for Dayton and then WPX CW and I'm just not ready! Have you ever been to the Dayton Hamvention? Elaine joined me this year for the first time and we had a blast! Starting with Contest University on Thursday – 230 testers and an entire day of nothing but contesting and socializing. They do a great job with Contest University every year. This year, you can see for yourself. Ken, K4ZW, was there to record two of the Contest University sessions as PVRC webinars. They are available any time on www.pvrc.org.

Friday, Elaine and I did the flea market and some of the indoor exhibits. Saturday, I went to the contest forum, finished strolling through the flea market, and Elaine and I attended the contest dinner. Scott, K0DQ, was the speaker and gave a great talk.

The Hamvention is a great chance to meet some of the operators we make contest QSOs with year after year. It is total ham radio immersion for a few days.

My major purchase was a USB radio interface. Thursday, I'm off to install it at N3HBX and set up the station for a M/2 in WPX CW - that starts after work Friday. And, Field Day will be here before we know it.

While you're reading the newsletter, take a few minutes to write down something about your contest experiences and plans, expeditions, reflections on Dayton, projects in the shack, or anything else that comes to mind and send them to our [editor](#). This is **your** newsletter and it's **your** contributions that will make it great! I hope to work all of you this weekend in WPX CW!

73,
Mark, KD4D

PVRC On The Air Reunion, June 4/5 – Jack W3TMZ, 2011 Reunion Chair

The PVRC On-the-Air Reunion is a great way to keep in touch with old friends and members. Now that the club membership has grown so much, plus so many meeting places, it may be difficult to stay connected with everyone. The rules are posted on the [club web site](#) and will not be repeated here. This year the prime operating periods have been expanded to include an evening time each day. This should add for low-band QSO's. WX3B, N4ZR and N4AF have agreed to do the after the event scoring, etc.

A bit of history, the first reunion was held as a “pow wow” in June 1964 and probably dreamed up by the committee of W4KFC, W4ZM, W3GRF and W4GF. There were 70 members who participated. The scoring was done in two categories, one for away stations (not considered to be in the DC region) and the local area. W4YE was the out of area winner with 84 QSO's and W3MSR (later to be W3GN) the local with 125. A total of 14 multipliers were available. I happened to be working in CA and had an opportunity to participate from there. It was quite interesting to hear what our big guns of PVRC sounded like on the West Coast as opposed to local backscatter.

Considering the club membership today we certainly could have a lot of fun, it might even be like a small state QSO party. So, please try to get on for as much time as you can spare in the prime operating periods, remember the BIC theory. Get on the air on June 4th and 5th and send your score in to [WX3B](#).

W3LPL Open House – June 18th.

PVRC members, guests and family members are welcome to attend the 26th annual W3LPL Open House on Saturday June 18th at noon, rain or shine. BBQ lunch from CJ's will be available from noon to 2 pm. Frank's QRZ.com [address](#) is good for mapping to get directions.

Send Memories of Early CQ Machines to Jack W3TMZ

From W3TMZ: “I'd like to put together an article for the newsletter about early CQ machines as I recall our members creating. I am sure that our members may recall some of these mis-adventures prior to computers. All of this knowledge will be lost shortly due to failing human memories and folks becoming SK. For example, I did not operate at W4BVV's station thus have no clue what they may have tried. The world is totally different now with computers and the F1 key.”

Let's not lose the history – send any memories and/or photos to Jack [W3TMZ](#)

Member News

K4ZA and WK3W:



K4ZA & W2GD dismantling K5MR's Texas station, many parts of which will be re-erected for PVRC'er Rob, WK3W, at his Lake Anna QTH.

Silent Keys: W3CP, WA3G and W1ZM

Jeff K3OQ reports that Jim Headrick W3CP passed away in February at age 94. His death is mentioned in a more detailed [press release](#) on Jim's winning the 2011 IEEE Picard Medal. A memorial page to Jim is [here](#). *(Editor's note: I learned more about electromagnetics blabbing with Jim on 147.00 during commute time back in the 1980s than I did in four years of EE studies in college.)*

Bud W3LL reports that John Lynch WA3G passed away, the funeral was on May 25th.

Jeff K1ZM reports that Jerry W1ZM, a PVRC member in 1960s/70s passed away recently at the age of 96.

N3IQ:

Brian N3IQ is profiled in the May issue of the CW Ops newsletter [Solid Copy](#).

KE3X:


To decide which contest to operate in when both the FL and NE QSO parties were scheduled simultaneously, Ken picked the FQP – because it counted DC as a multiplier!

KC3VO:

Bob's famous motorcycle mobile HF setup is shown in the May issue of CQ magazine.

N3AM:

From John N3AM: The windstorms during late February and early March blew my Cushcraft XM-240 40m beam 30 degrees off path, as shown below. Subsequent storms made the situation worse, and by the time the weather was favorable for repairs, the beam was 75 degrees off path.



I had to change the boom-to-mast U-bolt assemblies for my 40m beam, located 14 feet up my mast. The U-bolt saddles (JRS shown below on left) supplied by Cushcraft have very little surface area and stand no chance in any serious wind. The replacement saddles (below, right) were made of solid metal with a 1" radius to make solid contact with one half of the circumference of my 2" mast. Each of the two new saddle clamps provides more than 1.5 square inches of surface contact with the mast - a huge improvement over the Cushcraft design.



The whole process took 3 days to complete, not counting many hours spent planning and preparing for the project.

Day One, April 25

Rigged the tower, removed the rotor and mounting plate (both tied off on the side of the tower at the 65' elevation), and used the come-along and a hauling strap to lower the mast about 8' further into the tower and installed a temporary clamp to keep the mast from rotating in the wind. This all took about 5-1/2 hours. I had to loosen the boom to mast assemblies for the 3 lower beams as I cranked the mast further down into the tower, and the wind did a fine job of scrambling the orientation of these antennas (shown below), but that would all be straightened out when I raised the mast after repairing the 40m mount. Our afternoon temp reading was 88 degrees, but the breeze made it quite tolerable on the tower. I didn't feel the heat until I got back down to earth.



Day Two, April 26

I spent 6 hours on the tower to rig the boom with temporary supports, drill new mounting holes for the 2" U-bolts and get them installed. The gusty winds made it a challenge to keep the 40m boom from blowing off path, and I had to hacksaw off a galled stainless steel nut on one of the original clamps, but at the end of the day I had the 40m beam firmly secured with new U-bolt assemblies and aligned on path. I secured the mast with my temporary clamp and wrapped up at 5:30.



Day Three, April 27

The looped lifting straps that I ordered for this job were indispensable. One was used to grab onto the mast at one end, and hook onto my come-along on the other end. The other was used to tie off the rotor on the side of the tower to enable the mast to be lowered.

I spent 7 hours on the tower and got the WARC, 6m and Skyhawk beams all clamped to the mast and oriented. Before I cranked the mast up, all 3 beams were resting on top of each other and the elements naturally wanted to weave themselves together, making it a bit of a challenge to unsnarl them. All the beams actually point in the same direction now! That's not easy to do when you are on the tower with nobody on the ground to advise you, but I was able to look for parallel boom edges to get it done. The wind was a

constant bother, requiring me to clamp the mast with my temporary clamp every time I stopped cranking the mast higher to secure another antenna in place. I also had to tape the coax cables along the mast as it went up, something I almost forgot to do! The rotor plate and rotor went in with little difficulty, but did take a lot of time to be sure I had them level and securely bolted - space is tight, so a ratchet wrench can't be used on every bolt.

I finished work on the tower at 4:30, and discovered that we had been, and still were, under a tornado watch! The current view of the tower is as shown immediately below, with the view through my shack skylight in the picture beneath that.



GW4BLE Contest Logs Online – With Audio

Andy MW0MWZ has done some impressive web design, combining code from the Writelog.com web site, SQL log conversion, Smartphone audio and other improvements. You can see Steve GW4BLE's online log [here](#), search for your call in his contest logs since 2004 and then play the audio of your QSO. The screen layout differs for PC, tablet and mobile phone users.

Gee, I always thought I sounded a lot louder in GW land...

The Plumber Returns – by Henry K4YCR

During a visit to "The Goat Farm", Mark Sihlanic, N2QT, and I were discussing the use of 1/2 inch CATV cable (72 Ohm) and how to connect it. Mark brought this compression connector/PL-259 to the next meeting at Hardees.



Being the chintzy ham that I am (move over Dr. Seuss), I decided to make a couple of connectors for the 1/2 inch cable that I have sitting under the deck.



I shopped at one of the local purveyors of plumbing fittings and selected the 1/2 inch union that could be divided at the middle and with a little judicious hack-sawing, create **both** compression connectors.



The "step drill" is the perfect tool to counter-bore the resulting half of the compression fitting. You do not want to "clear drill" the fitting, as the PL-259 will slip completely into the compression fitting. Drill only far enough (about 1/16 inch) to leave a small ridge on the inside of the compression fitting that prevents the connector from sliding all the way in. This will aid in soldering the connector to the fitting. "Tinning" the connector with solder makes it easier to get a clean joint with the fitting.



I use a tubing cutter to cut the CATV hardline, about 1-3/4 inches. This removes any burrs that would result from hack-sawing.



I then split the sheath to make it easier to remove. The "multi-purpose" tool is great for this operation. Remove the outer aluminum shield and cut away the foam insulation. **You can't twist it off**, you have to cut it! Clean the center conductor about 1 inch from the exposed end.



If you bought the "cheap" PL-259 connectors, you may find the center pin will not fit the CATV center conductor. A #33 drill will ream the pin to the correct diameter. The "genuine" Amphenol connectors should fit without reaming.



Prepare the end of the cable with a fine wire brush and apply a light coating of "Noalox" to prevent oxidation of the aluminum sheathing. This will also prevent corrosion from the dissimilar metals (i.e. the brass compression fitting).



For those that are really about neatness, you may finish the whole assembly with 22mm "heat-shrink". That creates a "professional" appearance from the "cheap" adapter. Don't forget to solder the center connector.



If you are really in a hurry, a temporary connection can be made with a hose clamp. Simply leave about a half inch of the foam, screw the PL-259 onto the CATV foam and apply the small hose clamp. Using 72 Ohm cable, with most rigs, will yield a SWR of 1.5 to 1. Using a tuner and feeding a dipole, this is almost perfect as the CATV cable is very low-loss - and cheap. This cable can also be used for matching transformers.

Often, you can stop by your local cable provider, and they will give you some pieces, maybe even a couple of hundred feet . Now you know how to splice it!

Thanks Mark, for loaning me the connector to work from!

Upcoming Contests and Log Due Dates

Contests This Month

- June 4 – PVRC Reunion
- June 4 - SEANET Test
- June 11 – ARRL VHF
- June 18 – All Asia CW
- June 18 – Stew Perry Summer
- June 25th – ARRL Field Day

Logs Due This Month

- June 7 – ARI DX
- June 16 – EA CW
- June 16 – CQ-M
- June 30 – Volta RTTY

See WA7BNM's [Contest Calendar](#) for more detail and the latest information.

The Editor's Last Word – John K3TN

Thanks to John N3AM and Don K4ZA for their submissions – as someone who doesn't have a tower up, I'm a sucker for tower and yagi pictures. Thanks also to Henry K4YCR for starting up his "Plumber" series again. Anyone else with pictures, antenna models, UFO sighting, LDE recordings – send them my way: jpescatore at aol dot com.

June brings the PVRC reunion (see above) and Field Day, one of my favorite operating events. It really isn't a contest – it is an operating event. You know how you know it is not a contest? Because the ARRL prints every FD entry and score in QST – something they no longer do for contests...

Member Classified Ads

FOR SALE by K4ZA:

KLM Yagis:

- 4L 40M (2) - \$300/each
- 5L 20M (2) - \$300/each
- 6L 15M (2) - \$250/each
- 7L 10M (3) - \$200/each

TELREX Yagi: 6L 20M - \$250

340 feet of AB-105 tower: 10 ft sections. Tower is all dis-assembled/broken down). Some mild surface weathering, very little rust. \$100/ten foot section

All Yagis & tower sections are on the ground, stored in Mineral VA.

Pair of **AM-6154 FAA amplifiers** (one already converted to 2M; one essentially stock) If you're not familiar with these workhorse amps, check out: www.newsvhf.com/am615x.html - **\$500 for the pair**

Ten Tec Scout 555: Clean & nice, w/80 - 10 modules & hand mic/manual

Ten Tec ARGONAUT V (the last model): Exceptionally clean radio with the TXCO, manual - **\$550**

Ten Tec 526 VHF 6 & 2M transceiver, also exceptionally clean - **\$550**

Contact K4ZA to purchase. k4za@juno.com or 704-408-7948

FOR SALE by K3DI:

We are selling our home, a split foyer, located on almost an acre at 913 Shore Acres Road in Arnold, which is just north of Annapolis. Because of its 3 towers with antennas and specially constructed ham shack, we are offering it to hams before it goes on the open market. The asking price now is \$315,000 (includes towers & antennas listed below) for amateur radio operators. The house has been appraised for \$350,000.

The upper level consists of a living/dining room area, kitchen, sun room with a cathedral ceiling, 3 bedrooms, a full bath, and deck. On the lower level there is a large family room with a fireplace, full bath, office, utility and storage rooms, and a ham station designed for multiple operating.

The two car attached garage is 24 x 24 feet with radio controlled overhead doors. There is sufficient space in it to store 2 cars, a tractor, and shelving units.

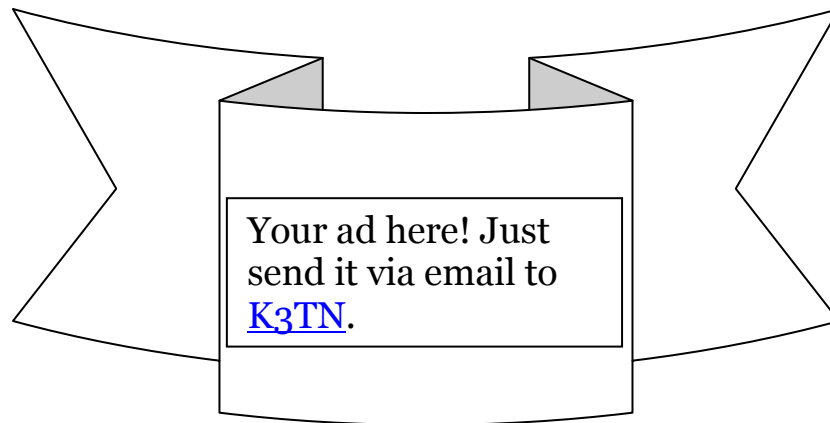
A new hybrid oil/heat pump/air conditioning unit was installed last year and well as thermal pane windows. The large lot has extensive landscaping and gardens and is in a water-privileged community. Children attend the award-winning Broadneck Elementary School and High School.

The ham station has both residential code wiring and a separate 80 amp subpanel. From this panel there are four 240v breakers each feeding a receptacle. There a four 120v breakers each feeding a 12 connector outlet strip that are mounted on the wall behind the 16 foot operating table. Along the wall behind the table there is a one-inch copper pipe that runs the length of the table. Copper strap ties the pipe to three six foot ground rods and into mesh screen in the floor concrete.

There are wire antennas for 80 and 160 meters, and the following antennas are on are on separate towers. 100' has G-28000DXA rotator, each 80' has a Yaesu G-1000DXA rotator:

Bencher Skyhawk	80' Rohn 25	4/3/3 elements on 10/15/20 meters,
Force12 C-31XR	100' Rohn 45	7/4/3 " "
Cushcraft 40CD2	80' Rohn 25	2 el 40 meters,

73, Dick Wilder, [K3DI](#), 913 Shore Acres Road, Arnold, MD 21012-1724



Eyeball QSO Directions

The latest info on local club meetings and get together will always be sent out on the [PVRC reflector](#) and posted on the PVRC [web site](#).

NW Region:

Meetings are generally held on the third Tuesday of each month at the City Buffet, 1306 W. Patrick Street, Frederick, MD. (301) 360-9666. It's in a small shopping center. Most arrive about 6 PM for dinner and informal discussions. The meeting begins at 7:00 PM.

From W. Patrick Street, turn up McCain Dr. (the Mountain View Diner is on the corner), then turn right into the shopping center, then turn left and search for a parking place. The City Buffet is tucked back in the left corner of the shopping center behind the Mountain View Diner. You can't see the City Buffet from W. Patrick Street.

Contact: Bud W3LL

Central Region

Meets monthly the second Monday of each month, except June, July & August). The location alternates between the below MD and VA locations. Pre-meeting dinners start at 6:00 pm and meetings start at 7:30 pm.

VA LOCATION: Anita's, 521 E. Maple Ave, Vienna, VA. Tel: 703-255-1001. Meets at this location during the months of February, April and October.

Contact: Rich [NN3W](#)

MD LOCATION: Topolino's, 6320 Old Branch Avenue, Temple Hills, MD. Tel: 301-449-6160. Meets at this location during the months of January, March, May, September and November.

Contact: Mark [KD4D](#)

The Laurel, MD Region : Bill N3XL

The PVRC get together is held at the first LARC meeting each quarter at the clubhouse.

The Annapolis Crew : Bob W9GE

Meetings are held on the 4th Wednesday of each month at Broadneck Grill in Annapolis. We gather at about 5:30 PM and order dinner about 6. We break up usually before 8 PM. E-Mail W9GE to be put on the e-mail reminder list.

PVRC-NC

The PVRC NC-East chapter meetings are held at [Manchester's Bar and Grill](#) on the 9100 block of Leesville Rd. in North Raleigh, with "QRM" beginning at 6:00pm and the dinner meeting following shortly thereafter. The meeting is held monthly on the 1st Thursday of most months, cancellations or changes usually announced on the [PVRC-NC website](#).

[The PVRC NC-West Chapter](#) holds its meetings on the 4th Monday of each month at [the Mellow Mushroom](#), 314 W. 4th St., Winston-Salem, NC. Ragchew at 7:00pm, dinner meeting starts at 7:30pm.

All contesters and interested guests are invited!

Central Virginia Contest Club: Ed NW4V

Meets the first Tuesday of the month at St. Martins Church, 9000 St. Martin Lane, Richmond VA, (between W. Broad St. and N. Parham Road). Our meeting begins at 7PM.

Over the Hill Bunch: Bill W3AZ

The group meets for lunch at noon alternately in Maryland at the College PARK Holiday Hotel Route 1 and the Beltway or in Virginia at the Parkview Marriot near route 50 and the Beltway. Meetings generally are held on the last Wednesday of the month and are subject to change. Meetings are announced by E-Mail.

All PVRC members, non-members interested in membership and guests are welcome. For information contact Roger Stephens, K5VRX, 703-658-3991 for Virginia meetings; or Bill Leavitt, W3AZ for Maryland meetings.

Downtown Lunch Group

Meets on the 3rd Wednesday or Thursday of the month in the downtown area of Washington, DC. Locations occasionally change, but are always Metro accessible. Details are sent out on the PVRC reflector. Feel free to contact Eric W3DQ or Brian WV4V for details and directions.

If you'd like to add or correct a listing, contact K3TN for inclusion in the Newsletter!

PVRC Officer, Trustees and Charter Members

PVRC Officers:

President:	KD4D	Mark Bailey
Vice President:	W9GE	Bob Finger
Vice President:	NN3W	Rich Didonna
Secretary:	N3KS	Kam Sirageldin
Treasurer:	WR3L	Dave Baugher
Membership:	W3LL	Bud Governale

Trustees:

[K3MM](#) [N3OC](#) [N4ZR](#) [W4ZYT](#) [NW4V](#) [K2AV](#) [K4ZA](#)

PVRC Charter Members (* denotes SK):

W3GRF*, W4AAV*, W4KFC*, N0FFZ*, W4LUE*, W7YS, VP2VI/W0DX*, W3IKN, W4KFT.

Now a Word From Our Sponsors

PVRC doesn't ask for dues, but the Club does have expenses. Please send PayPal donations via DAVE@WR3L.NET or by snail mail to Dave's address at QRZ.com. You can also support the Club by buying from the firms listed who advertise in the newsletter.

TOWER WORKS

Specializing in Rohn guyed towers

Don Daso K4ZA

515 Withershinn Drive

Charlotte NC 28262

704-408-7948

e-mail: k4za@juno.com

www.k4za.com

THE R. F. CONNECTION
"Specialists in RF
Connectors and Coax"

213 North Frederick Avenue
Suite 11-F
Gaithersburg, MD 20877

Tech Support:
301-840-5477

24-hour Fax:
301-869-3680

Order line:
800-783 -2666

Email: rfc@therfc.com

Please visit us at:
[Http://www.therfc.com](http://www.therfc.com)

Our catalog includes:

UHF Series, N Series, BNC Series, Adapters, F Series, DIN Plugs, Portable Radio Power, DIN Plugs, Hardline Connectors, Audio Connectors, Microphone Connectors, FME Series, SMA Series, Reverse Thread SMA Connectors, MCX Series, MMCX Series, Adapter Kits, Reverse Polarity (TNC, N, SMA), 39 coax types and 5 balanced lines

QSL CARDS By LZ1LZ

WWW.LZ1LZ.COM

ANAHEIM, CA
(Near Disneyland)
933 N. Euclid St., 92801
(714) 533-7373
(800) 854-6046
Janet, KL7MF, Mgr.
anaheim@hamradio.com

BURBANK, CA
1525 W. Magnolia Blvd., 91506
(818) 842-1786
(800) 854-6046
Eric, KA6IHT, Mgr.
Magnolia between
S. Victory & Buena Vista
burbank@hamradio.com

OAKLAND, CA
2210 Livingston St., 94606
(510) 534-5757
(800) 854-6046
Mark, W17YN, Mgr.
I-880 at 23rd Ave. ramp
oakland@hamradio.com

SAN DIEGO, CA
5375 Kearny Villa Rd., 92123
(858) 560-4900
(800) 854-6046
Tom, KM6K, Mgr.
Hwy. 163 & Claremont Mesa
sandiego@hamradio.com

SUNNYVALE, CA
510 Lawrence Exp. #102, 94085
(408) 736-9496
(800) 854-6046
Dan K6DN, Co-Mgr.
Howard, W6HOC, Co-Mgr.
So. from Hwy. 101
sunnyvale@hamradio.com

NEW CASTLE, DE
(Near Philadelphia)
1509 N. Dupont Hwy., 19720
(302) 322-7092
(800) 644-4476
Rick, K3TL, Mgr.
RT.13 1/4 mi., So. I-295
newcastle@hamradio.com

PORTLAND, OR
11705 S.W. Pacific Hwy.
97223
(503) 598-0555
(800) 854-6046
Leon, W7AD, Mgr.
Tigard-99W exit
from Hwy. 5 & 217
portland@hamradio.com

DENVER, CO
8400 E. Iliff Ave. #9, 80231
(303) 745-7373
(800) 444-9476
John, N5EHP, Mgr.
denver@hamradio.com

PHOENIX, AZ
1939 W. Dunlap Ave., 85021
(602) 242-3515
(800) 444-9476
Gary, N7GJ, Mgr.
1 mi. east of I-17
phoenix@hamradio.com

ATLANTA, GA
6071 Buford Hwy., 30340
(770) 263-0700
(800) 444-7927
Mark, K4JVO, Mgr.
Doraville, 1 mi. no. of I-285
atlanta@hamradio.com

WOODBRIIDGE, VA
(Near Washington D.C.)
14803 Build America Dr. 22191
(703) 643-1063
(800) 444-4799
Steve, W4SHG, Mgr.
sales@hamradio.com
Exit 161, I-95. So. to US 1
woodbridge@hamradio.com

SALEM, NH
(Near Boston)
224 N. Broadway, 03079
(603) 898-3750
(800) 444-0047
Chuck, N1UJ, Mgr.
sales@hamradio.com
Exit 1, I-93.
28 mi. No. of Boston
saalem@hamradio.com

Special Holiday Discounts Off Our Already Low Prices!



HAM RADIO OUTLET

WORLDWIDE DISTRIBUTION

**GREAT YAESU
WINTER SPECIALS
Through 12/31/06**



FT-897D VHF/UHF/HF Transceiver

- HF/6M/2M/70CM • DSP Built-in
- HF 100W (20W battery)
- Optional P.S. + Tuner • TCXO Built-in

Call Now For Our Low Pricing!



FT-817ND HF/UHF/HF TCVR

- 5W @13.8V ext DC • USB, LSB, CW, AM, FM
- Packet (1200/9600 Baud FM) • 200 mems
- built in CTCSS/DCS • TX 160-10M, 6M, 2M, 440
- Compact 5.3" x 1.5" x 6.5", 2.6 lbs
- FNB-85 NiMH battery + NC-72B included

Call Now For Low Pricing!



FT-8800R 2M/440 Mobile

- V-U/V-U/V-U-U operation
- V-U full duplex • Cross Band repeater function
- 50W 2M 35W UHF
- 1000+ Memory channels
- WIRES ready

Call Now For Low Pricing!



VX-2R 2M/440 HT

- World's smallest Dual-band HT w/ wide RX
- 1.5 W RF output
- WIRES compatible
- 1300 Memory channels

Call For Low Price!



FT-60R

- 2m/440 HT
- 5W Wide-band receive
- CTCSS/DCS Built-in
- Emergency Auto ID

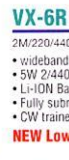
Low Price!

VX-7R/VX-7R Black

50/2M/220/440 HT

- Wideband RX - 900 Memories
- 5W TX (300mw 220Mhz)
- Li-Ion Battery
- Fully Submersible to 3 ft.
- Built-in CTCSS/DCS
- Internet WIRES compatible

Now available in Black!



VX-6R

- 2M/220/440HT
- wideband RX - 900 memories
- 5W 2440, 1.5W 220 MHz TX
- Li-Ion Battery - EAI system
- Fully submersible to 3 ft.
- CW trainer built-in

NEW Low Price!



VX-150

- 2M Handheld
- Direct Keypad Entry
- 5w output
- 209 memories
- Ultra Rugged

Call Now For Special Pricing!



FT-857D

- Ultra compact HF, VHF, UHF
- 100w HF/6M, 50w 2M, 20w UHF
- DSP included • 32 color display
- 200 mems • Detachable front panel (YSK-857 required)

Call For Low Price!



FT-7800R 2M/440 Mobile

- 50w 2m, 40w on 440mhz
- Weather Alert
- 1000+ Mems
- WIRES Capability
- Wideband Receiver (Cell Blocked)

Call Now For Your Low Price!



FT-2000 HF + 6M tcvr

- 100 W w/ auto tuner • built-in Power supply
- DSP filters / Voice memory recorder
- 3 Band Parametric Mic EQ • 3 IF roofing filters

Call Now For Low Pricing!



FT-8900R Quadband Transceiver

- 10M/6M/2M/70CM • Wires capable
- 800+ memories • Built-in CTCSS/DCS
- Remotable w/optional YSK-8900

Call Now For Special Pricing

AZ, CA, CO, GA,
VA residents add
sales tax. Prices,
specifications,
availability,
subject to change
without notice.

Look for the
HRO Home Page
on the
World Wide Web
<http://www.hamradio.com>

**COAST TO COAST
FREE SHIPPING**

UPS - Most Items Over \$100
Rapid Deliveries From
The Store Nearest To You!

